



Специфика расследования инцидентов в контейнерах

Дмитрий Евдокимов
Founder&CTO Luntry

2022
ALMATY
KAZAKHSTAN

TOLTARYS
KAZHACKSTAN

About me



- Основатель и технический директор [Luntry](#)
- Опыт в ИБ более 10 лет
- Соорганизатор конференций ZeroNights, DEFCON Russia (#7812)
- Бывший автор статей и редактор рубрик в журнале “ХАКЕР”
- Автор Telegram-канала “[k8s \(in\)security](#)”
- Автор курса “Cloud Native безопасность в Kubernetes”
- Не верит, что систему можно сделать надежной и безопасной, не понимая ее
- Докладчик: BlackHat, HITB, ZeroNights, HackInParis, Confidence, SAS, OFFZONE, PHDays, Kazhackstan, DevOpsConf, KuberConf, VK Kubernetes Conference, HighLoad++ и др.



Дмитрий Евдокимов

Founder, CTO

Agenda



04 — Окружение

24 — Преимущества DFIR в k8s

12 — DFIR

29 — Инструменты


17 — Проблемы DFIR в k8s

36 — Заключение



Окружение

Окружение



Окружение



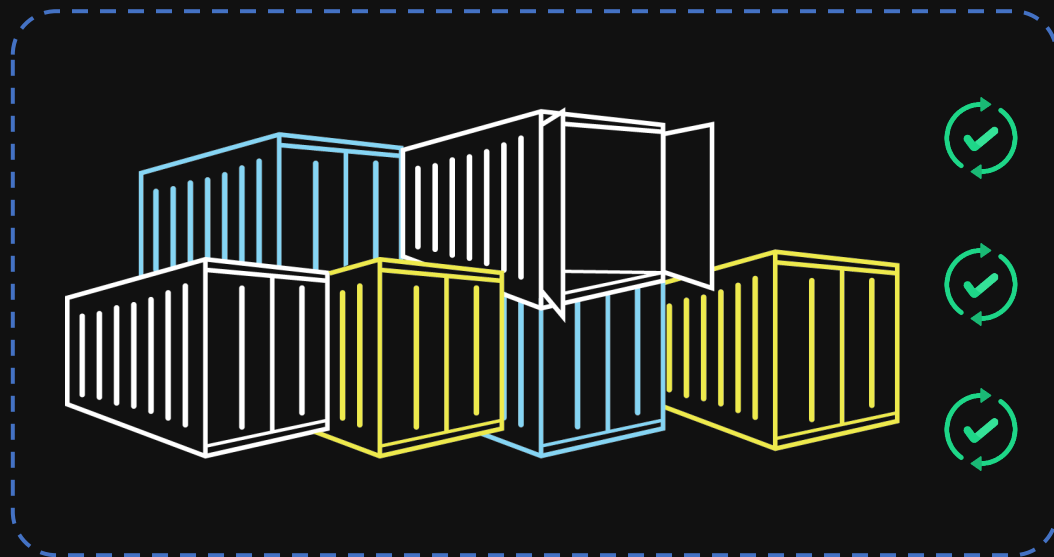
Окружение



Окружение



kubernetes



Platform as a
Service (PaaS)

Configuration

Function

Applications


Runtime

Containers

Operation
Systems

Hardware

Окружение



Platform as a
Service (PaaS)

Configuration

Function

Applications

Runtime

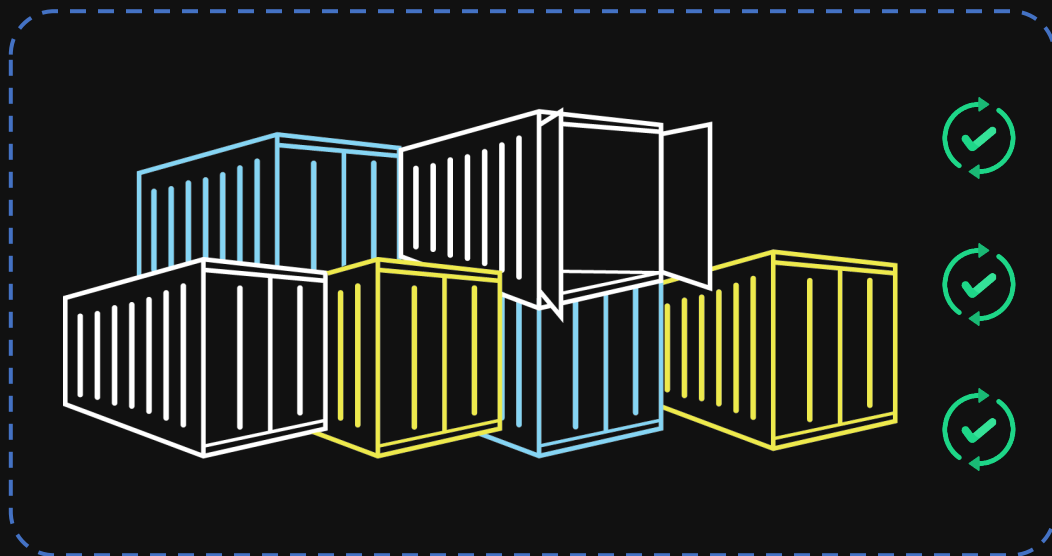
Containers

Operation
Systems

Hardware

Окружение

kubernetes
kubernetes
kubernetes



Platform as a Service (PaaS)

Configuration

Function

Applications

Runtime


Containers

Operation Systems

Hardware

 Google Cloud

 Microsoft Azure

 Yandex Cloud

 RED HAT OPENSHIFT

 SBERCLOUD

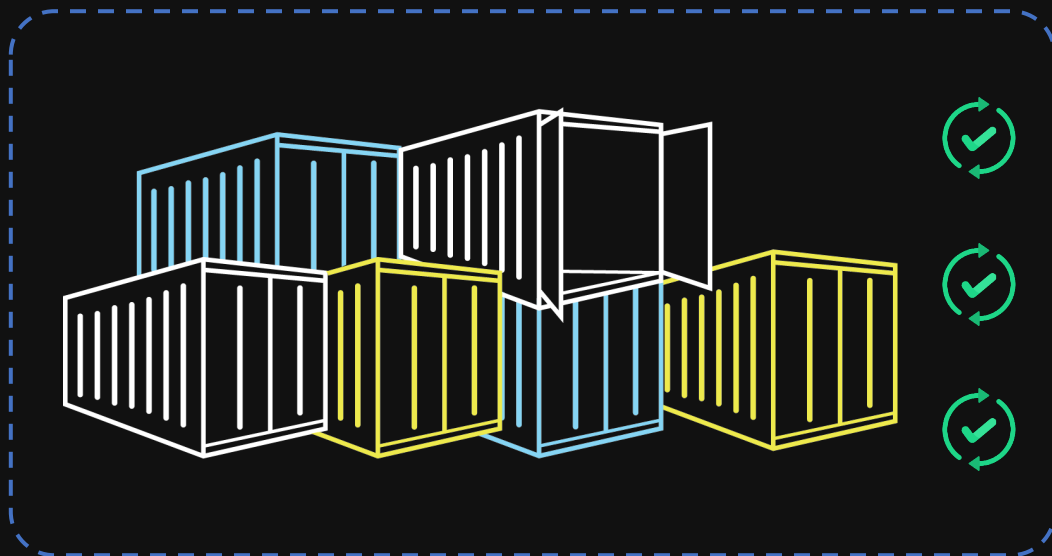
 VK Cloud Solutions

 Amazon EKS

Окружение



kubernetes
kubernetes
kubernetes



Разработчики



DevOps



SRE

Аналитики

QA

Monitoring

Platform as a Service (PaaS)

Configuration

Function

Applications

Runtime

Containers

Operation Systems

Hardware

Google Cloud

Microsoft Azure

Yandex Cloud

RED HAT OPENSSHIFT

SBER CLOUD



VK Cloud Solutions



Amazon EKS



DFIR B k8s



MITRE ATT&CK® Containers Matrix

Initial Access	Execution	Persistence	Privilege Escalation	Defense Evasion	Credential Access	Discovery	Lateral Movement	Impact
3 techniques	4 techniques	4 techniques	4 techniques	7 techniques	3 techniques	3 techniques	1 techniques	3 techniques
Exploit Public-Facing Application	Container Administration Command	External Remote Services	Escape to Host	Build Image on Host	Brute Force (3) II	Container and Resource Discovery	Use Alternate Authentication Material (1) II	Endpoint Denial of Service
External Remote Services	Deploy Container	Implant Internal Image	Exploitation for Privilege Escalation	Deploy Container	Steal Application Access Token	Network Service Discovery		Network Denial of Service
Valid Accounts (2) II	Scheduled Task/Job (1) II	Scheduled Task/Job (1) II	Scheduled Task/Job (1) II	Impair Defenses (1) II	Unsecured Credentials (2) II	Permission Groups Discovery		Resource Hijacking
	User Execution (1) II	Valid Accounts (2) II	Valid Accounts (2) II	Indicator Removal on Host				
				Masquerading (1) II				
				Use Alternate Authentication Material (1) II				
				Valid Accounts (2) II				

Last modified: 01 April 2022

[Link](#)



Threat matrix для Kubernetes от Microsoft

Initial Access	Execution	Persistence	Privilege Escalation	Defense Evasion	Credential Access	Discovery	Lateral Movement	Collection	Impact
Using Cloud credentials	Exec into container	Backdoor container	Privileged container	Clear container logs	List K8S secrets	Access the K8S API server	Access cloud resources	Images from a private registry	Data Destruction
Compromised images in registry	bash/cmd inside container	Writable hostPath mount	Cluster-admin binding	Delete K8S events	Mount service principal	Access Kubelet API	Container service account		Resource Hijacking
Kubeconfig file	New container	Kubernetes CronJob	hostPath mount	Pod / container name similarity	Access container service account	Network mapping	Cluster internal networking		Denial of service
Application vulnerability	Application exploit (RCE)	Malicious admission controller	Access cloud resources	Connect from Proxy server	Applications credentials in configuration files	Access Kubernetes dashboard	Applications credentials in configuration files		
Exposed Dashboard	SSH server running inside container				Access managed identity credential	Instance Metadata API	Writable volume mounts on the host		
Exposed sensitive interfaces	Sidecar injection				Malicious admission controller		Access Kubernetes dashboard		
							Access tiller endpoint		
							CoreDNS poisoning		
							ARP poisoning and IP spoofing		

= New technique
 = Deprecated technique

[Link](#)



DFIR (Digital Forensics and Incident Response)



IR в Kubernetes



Incident Response

Kubernetes policy management impacts it. Kubernetes incident response should be aligned with established DevSecOps operating principles with an emphasis on recognizing the declarative state, ephemeral nature of workloads, and automated controls.

Kubernetes and cloud native technologies introduce new challenges for planning incident response. The volume of telemetry data required to effectively identify and detect attacks is larger due to the short lifespan of containers, and since the persistence of resources is not guaranteed. Telemetry and audit logs need to be ingested and processed automatically instead

While incident response is primarily a human process, in this section we discuss how Kubernetes policy management impacts it. Kubernetes incident response should be aligned with established DevSecOps operating principles with an emphasis on recognizing the ephemeral nature of workloads, and automated controls.

Cloud native technologies introduce new challenges for planning incident response. The volume of telemetry data required to effectively identify and detect attacks is larger due to the short lifespan of containers, and since the persistence of resources is not guaranteed. Telemetry and audit logs need to be ingested and processed automatically instead of manually. SOAR and SIEM platforms may not be up to the challenge, having been designed for traditional operations.

Increasing adoption of [Chaos Engineering](#) into Kubernetes incident response planning and simulation helps surface new threats and design better monitors and telemetry ingestion flows. ML-based telemetry analysis can help proactively identify anomaly scenarios and edge cases. It is increasingly important to build automated remediation, using policy-as-code, and to curate and train ML models so that these tools adapt as attackers evolve. Kubernetes policy reports can provide additional data, with long term data collected and stored in the PAP.

«Kubernetes Policy Management»



ПРОБЛЕМЫ DFIR в k8s



Проблема №0

Обнаружить инцидент в контейнере



Подходы базирующиеся на правилах и сигнатурах работают очень плохо



Происходящее в контейнерах меняется от компании к компании



Уникальная логика у каждого микросервиса



Сложно к чему-то привязаться



«Attackers Abusing legitimate Cloud Monitoring Tools to Conduct Cyber Attacks»
Intezer, 2020

«Bypassing Falco: How to Compromise a Cluster without Tripping the SOC»
Shay Berkovich (BlackBerry), 2022



Проблема №1

Традиционные инструменты не понимают контейнеры

Устоявший стек решений не подходит:



Необходимо различать контейнерные процессы от хостовых



Необходимо группировать активность по контейнерам



Необходимо сопоставлять контейнеры с сущностями Kubernetes (Pod, Deployment, DaemonSet, ...)



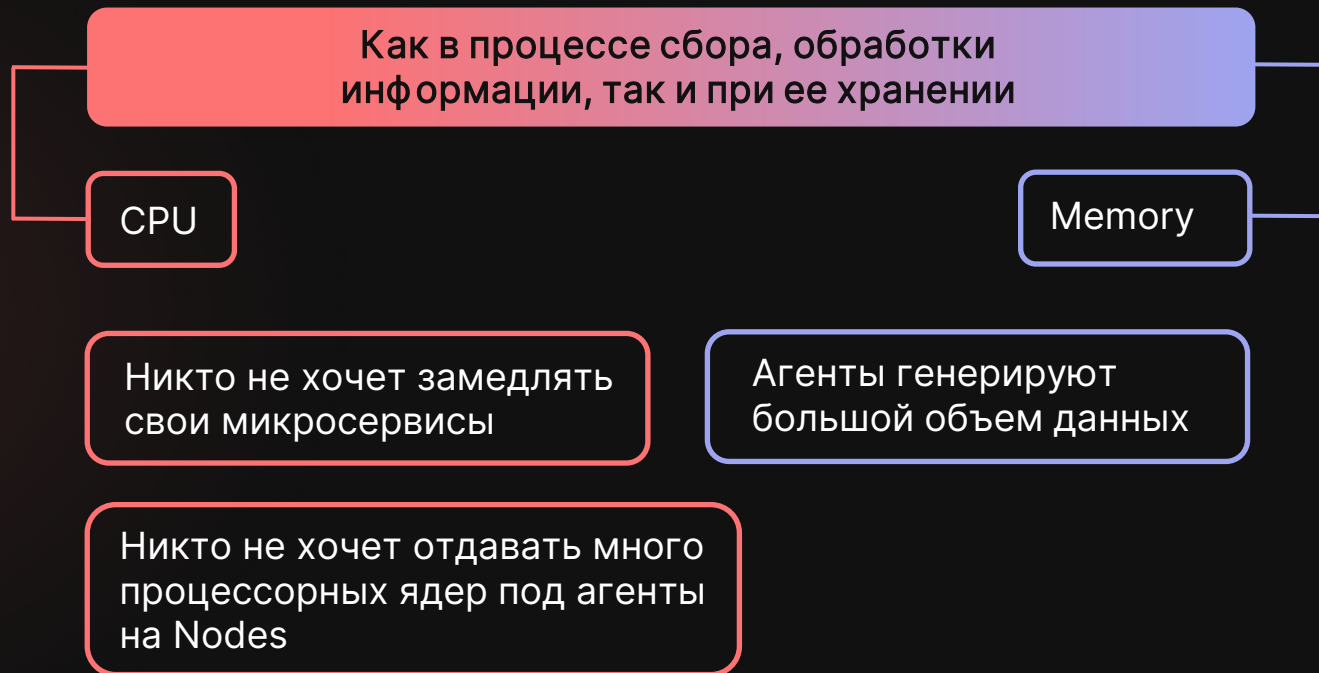
**Нужно использовать
Cloud-native решения**



Проблема №2

Высокие требования к оверхедам

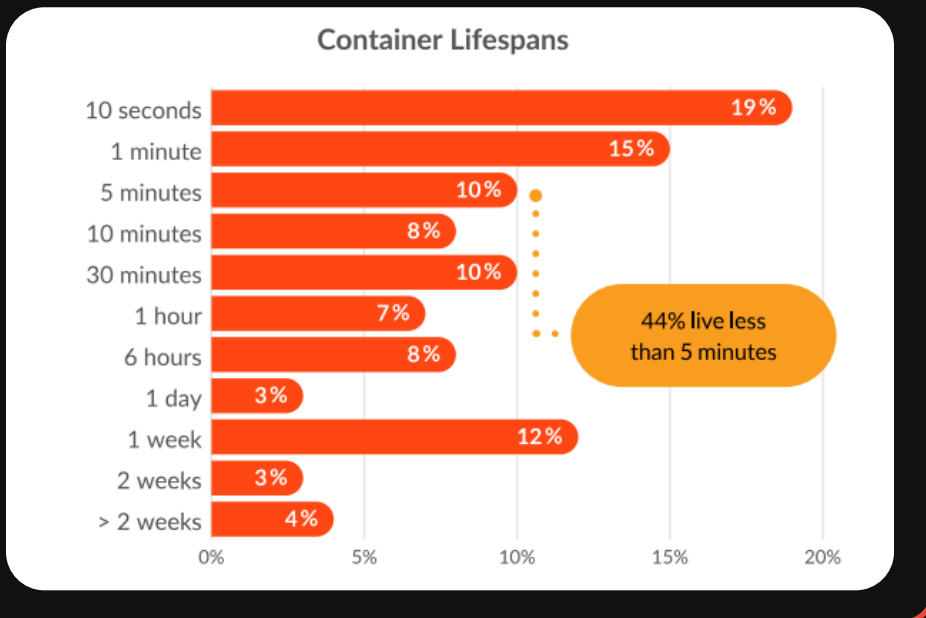
Привет,
HighLoad!





Проблема №3

Динамическое окружение



Малый срок жизни контейнеров

Большое количество обновлений

Self-healing

Переезд контейнеров с Node на Node

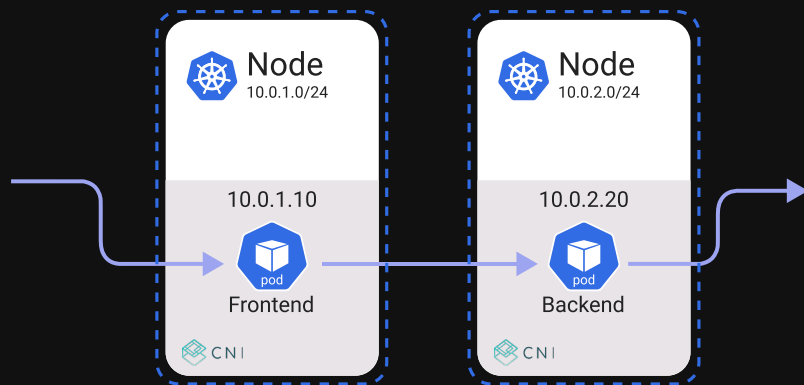
Появление новых Nodes и копий контейнеров при автоскейлинге

Следы злоумышленника в контейнере очищаются сами собой!



Проблема №4

Специфика сетевого взаимодействия в k8s



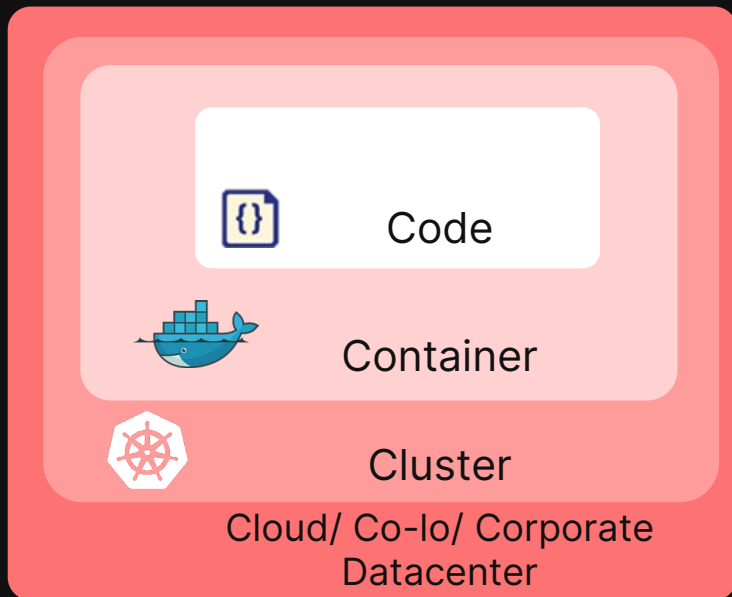
IP адрес меняется/переходит
от запуска к запуску
контейнеров

- All Pods have IPs
- All Pods can talk
- PodCIDR[s] per node
- Services for load-balancing
- DNS for service-discovery
- Network Policy for segmentation



Проблема №5

Множество уровней абстракций



- **Kubernetes** это PaaS и каждый нижележащий уровень абстрагирован от другого
 - Четкое разделение на Control plane и workloads
- **OS**
 - OS Log
- **Application**
 - App Log
- **Containers**
 - Runtime
 - FS dump
- **Kubernetes cluster**
 - Kubernetes Audit Log
- **Cloud/ Datacenter**
 - Log



ПРЕИМУЩЕСТВА DFIR В K8S



Преимущество #2

Работа микросервисов в несколько копий/реплик

The Defender's Advantage at Scale

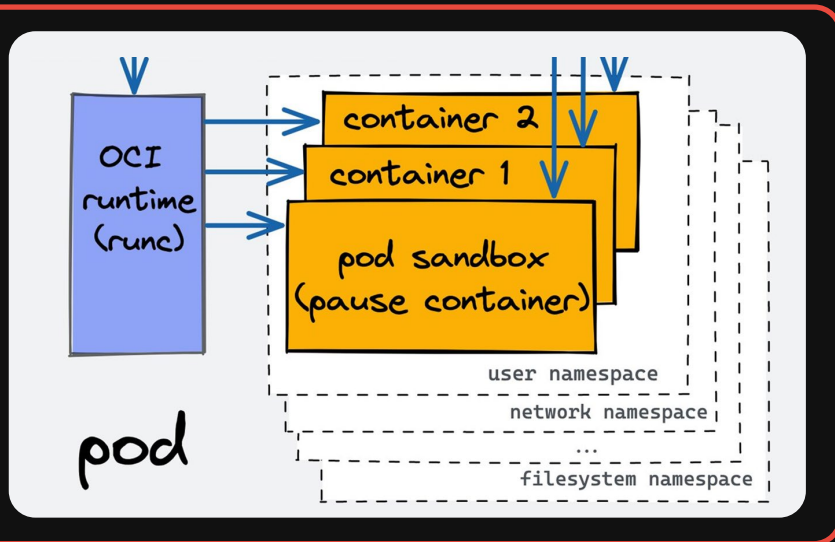
- Attackers can't attack all targets at once, any successful attack with side-effects will be an outlier
- Side-effects aren't always obvious to attackers
- The more replicas, the more anomalous outliers look
- Applies to production servers and endpoint software
- Anomaly detect all the things and find the outliers!

["Thinking Outside the Box: Or, How I Learned to Stop Worrying and Love the Cloud", Dino A. Dai Zovi](#)



Преимущество #3

Контейнеры это не rocket science 😊



Классический Container = Linux process + cgroup + namespaces (pid, user, uts, ipc, net, mnt, ...) + pivot_root + image

- Изоляция
- Образ

Можно работать как с обычными процессами и частью файловой системы хоста

```

root    598309  0.0  0.0 110128 6224 ?      Sl   Nov20   0:07  \_ containerd-shim -namespace moby -workdir /var/lib/containerd/io.containerd.runtime.v1
root    598334  1.4  5.5 7236340 1832196 pts/0  Ssl+ Nov20   39:39  \_ /docker-java-home/bin/java -Djava.util.logging.config.file=/opt/atlassian/conflue
root    599854  1.0  1.3 7007820 427956 pts/0  Sl+  Nov20   28:11  | \_ /usr/lib/jvm/java-8-openjdk-amd64/jre/bin/java -classpath /opt/atlassian/conf
root    701694  0.0  0.0   4288   764 ?      Ss+  Nov20   0:00  \_ /bin/sh
  
```



Преимущество #4

Kubernetes это декларативная система

Все есть YAML

Все что касается
Kubernetes Resources идет
через Kubernetes API server

Компании всё чаще
приходят к концепции
Everything-as-Code

- Все попадает в Kubernetes Audit Log
- Исключение интерактивные команды и runtime
- kubectl exec – установленное соединение по WebSocket
- Нужен Runtime агент

- IaC
- Security-as-Code и т.д.



ИНСТРУМЕНТЫ



Классический Linux way



Работаем как с частью Linux системы

- Исключение Container Runtime на базе sandbox, microVM



Для оперативной памяти:

- `/proc/<pid>/maps`
- `/proc/<pid>/mem`
- `ptrace`
- `gdb dump memory`

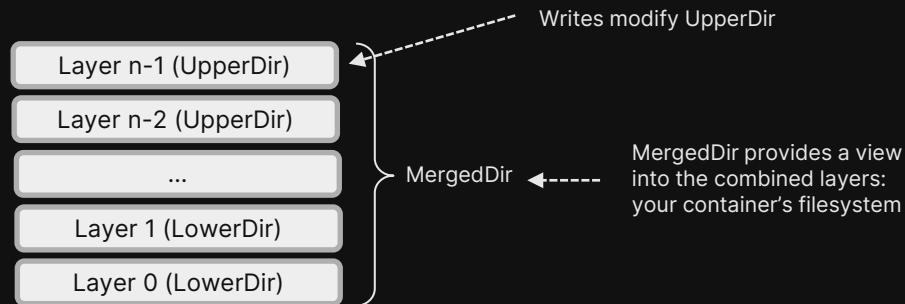


Для ФС:

- `/proc/<pid>/root`
- `/proc/<pid>/mountinfo`
- LowerDir/UpperDir/MergedDir

Анализ памяти:

- [AVML](#)
- [Volatility](#)
- [Rekall](#)





От контейнера к хосту



Pod -> Container -> Process

- kubectl
- docker
- crictl
- ctr
- nerdctl

```
containerStatuses:
- name: "server"
  image: "gcr.io/google-samples/microservices-demo/payment-service:v0.3.7"
  ready: true
  state:
    running:
      startedAt: "2022-08-16T09:14:21Z"
  imageID: "gcr.io/google-samples/microservices-demo/payment-service@sha256:59ed17..."
  started: true
  lastState: {}
  containerID: "containerd://985a4b9154ecc190103517e3387b5a99b85c356433ef88a97e2f369f0eeb6856"
  restartCount: 0
```

```
→ ~ docker run --rm -it debian:bullseye-slim bash
root@b474cf96a4eb:/#

→ ~
→ ~ docker ps --no-trunc
CONTAINER ID          IMAGE                COMMAND              CREATED              STATUS              PORTS              NAMES
b474cf96a4eb259edbffad4f352559f7c6f9dee12ce5d06d738d1583ee53d1de  debian:bullseye-slim  "bash"              9 minutes ago      Up 9 minutes      sharp_jennings

→ ~ find /sys/fs/cgroup/ -name '*b474cf96a4eb259edbffad4f352559f7c6f9dee12ce5d06d738d1583ee53d1de*'
/sys/fs/cgroup/system.slice/docker-b474cf96a4eb259edbffad4f352559f7c6f9dee12ce5d06d738d1583ee53d1de.scope

→ ~ cat /sys/fs/cgroup/system.slice/docker-b474cf96a4eb259edbffad4f352559f7c6f9dee12ce5d06d738d1583ee53d1de.scope/cgroup.procs
1149770

→ ~ ps -p 1149770
PID TTY          TIME CMD
1149770 pts/0      00:00:00 bash

→ ~
```



Docker Checkpoint



Экспериментальная feature



CRIU под капотом



Можно запускать
контейнер с checkpoint

Using checkpoint and restore

A new top level command `docker checkpoint` is introduced, with three subcommands:

- `docker checkpoint create` (creates a new checkpoint)
- `docker checkpoint ls` (lists existing checkpoints)
- `docker checkpoint rm` (deletes an existing checkpoint)

Additionally, a `--checkpoint` flag is added to the `docker container start` command.

Use cases for checkpoint and restore

This feature is currently focused on single-host use cases for checkpoint and restore. Here are a few:

- Restarting the host machine without stopping/starting containers
- Speeding up the start time of slow start applications
- “Rewinding” processes to an earlier point in time
- “Forensic debugging” of running processes



Kube-forensics



Kubernetes operator

- Custom Resource
- Декларативный подход



Под капотом набор команд:

- `docker inspect`
- `docker diff`
- `docker export`

```
apiVersion: forensics.keikoproj.io/v1alpha1
kind: PodCheckpoint
metadata:
  name: podcheckpoint-sample
  namespace: forensics-system
spec:
  destination: s3://my-bucket-123456789
  subpath: forensics
  pod: bad-pod-1234567890-dead1
  namespace: default
```



Kubelet Checkpoint API



Доступно с Kubernetes версии [1.25](#)



[CRIU](#) под капотом



POST `/checkpoint/{namespace}/{pod}/{container}`

[checkpointctl](#)

Forensic Container Checkpointing #2008
adrianreber opened this issue on 23 Sep 2020 · 36 comments

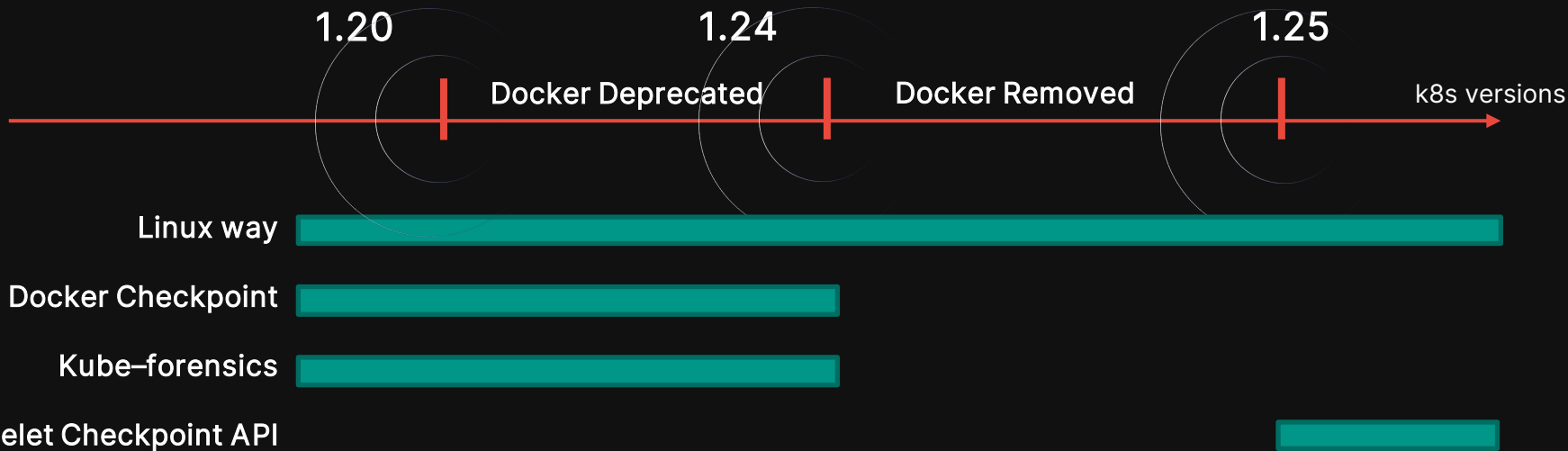
adrianreber commented on 23 Sep 2020 · edited

Enhancement Description

- One-line enhancement description (can be used as a release note): Forensic Container Checkpointing
- Kubernetes Enhancement Proposal: [Add Forensic Container Checkpointing KEP #1990](#)



Итоги по инструментам





Заключение

Выводы



Необходимо фиксировать инциденты в контейнерах максимально быстро пока они еще существуют



Необходимо использовать иммутабельность, распределенность и эфемерность контейнерных инфраструктур в свою пользу



Лучше (проще) не доводить до инцидентов в контейнерах, но это другая история ;)



СПАСИБО ЗА ВНИМАНИЕ!

Email: de@luntry.ru

Twitter: [@evdokimovds](https://twitter.com/evdokimovds)

Telegram: [@Qu3b3c](https://t.me/Qu3b3c)

Channel: [@k8security](https://t.me/k8security)

TOLTARYS
KAZHACKSTAN